

Prestige 3D Technical – Dado & Skirting

Data Trunking System

Standards and Approvals

The Prestige 3D System is manufactured in accordance with the requirements of BS EN 50085-1:2005+A1:2013 and BS EN 50085-2-1:2006+A1:2011. Copies of test certificates are available upon request. The system complies with all the relevant requirements of BS 7671:2018. MK has been awarded ISO 9002 accreditation.

TECHNICAL SPECIFICATION

CE MARKING

All relevant MK products in this brochure are CE marked, confirmation that they meet the EMC and LV directives.

MANUFACTURE

All trunking components are manufactured from PVCu.

APPEARANCE

Prestige 3D is manufactured in white. The trunking surface can be painted, if required, after installation. Antibac Blue must not be painted or otherwise coated.

PERFORMANCE

IMPACT	
MINIMUM STORAGE TEMPERATURE	-5°C
MINIMUM INSTALLATION TEMPERATURE	-5°C
MAXIMUM APPLICATION TEMPERATURE	+60°C

FIRE PERFORMANCE

The PVCu materials used in the manufacture of MK products are non-flame propagating in accordance with BS EN 50085-1:2005+A1:2013 and BS EN 50085-2-1:2006+A1:2011. Extrusion material has achieved classification 1Y in accordance with BS 476-7. Moulding material has achieved 650°C glow wire rating in accordance with BS EN 60695-2-11: 2001.

THERMAL PROPERTIES

Prestige 3D trunking is designed to accommodate local thermal expansion. Fitting instructions explain the procedure required to deal with the differential movement at the interface with the building fabric. Linear Expansion: 4mm over every 3000mm with a temperature rise of 25°C.

CHEMICAL RESISTANCE

The PVCu materials used are non-corrosive and not affected by seawater. It has excellent resistance to mineral acids, alkalis and detergents, good resistance to alcohols, but is liable to attack from solvents such as ketones, aromatics and hydrocarbons. See PVCu Chemical Resistance table on Page 611 for more information.

ELECTRICAL

PRESTIGE 3D TRUNKING IS NON-CONDUCTIVE	
DIELECTRIC STRENGTH	40 kV/mm in DBP 17 kV/mm in tx oil
RESISTIVITY	1014 Ω cm

BIOLOGICAL

Prestige 3D trunking is resistant to vermin and termites.

WORKABILITY

Prestige 3D trunking is lightweight and can readily be cut and drilled to suit installation needs with hand tools.

DURABILITY

Prestige 3D trunking is stable and will maintain its performance characteristics in accordance with the terms and conditions described above.

MAINTENANCE

Clip-on covers with optional screw fix and interchangeable accessories provide continuous accessibility for rewiring, extensions and modifications to an installation. Covers and accessories can be cleaned with water and household detergent. The surface can be decorated with commercial paints if required. *Classifications to BS EN 50085-1:2005+A1:2013 and BS EN 50085-2-1:2006+A1:2011 available on request.



Description

Prestige 3D is the new three compartment dado, skirting and compact trunking from MK that satisfies the growing data demands of cable management installations. As well as providing greater depth for larger cable capacity, Prestige 3D is rich in new features, offering installation benefits and improved cable management. Prestige 3D is Cat 5e, 6 and 7 compliant, with the new Data Sweep, Flat Angles and Tees, all allowing continuous cable capacity.

FEATURES

- Greater trunking depth, increased data and power cable capacity, accepts 45mm deep back boxes
- Patented Cat 5e, 6 and 7 compliant Data Sweep, with no loss of capacity and without the need for bulbous, protruding corner covers
- Cat 5e, 6 and 7 compliant moulded flexible Internal and External Corners, moulded Flat Angles and Tees
- Divider Knockouts, making wiring easier and faster with no drilling or cutting
- Patented two stage Hinge Lids enables cables to be supported by the trunking cover during installation, and makes retro-installation of additional cables more simple
- All extrusions manufactured from 100% recycled material*

Prestige Antibac Blue

An antibacterial cable management solution for power and data distribution in environments where hygiene is a priority.

Prestige Compact

A Dado system which has a smaller footprint and offers a solution for confined locations, such as between radiators and window sills.

* Based on 2014 consumption

For a full range of corresponding products, see pages 290-303 in the product selector.



Technical Hotline
+44 (0)1268 563720

Prestige 3D Technical – Dado & Skirting

CABLE MANAGEMENT
PERIMETER AND
DISTRIBUTION

Data Trunking System

Dimensions (mm)

Profiles

Compartment CSA mm²

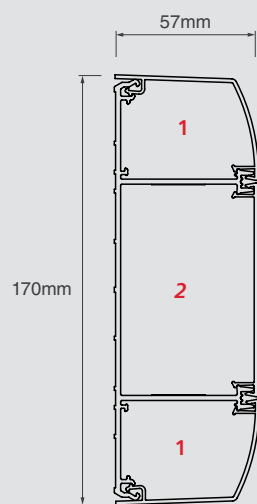
- 1 = 1763
- 2 = 3828
- 3 = 1952

Assembly

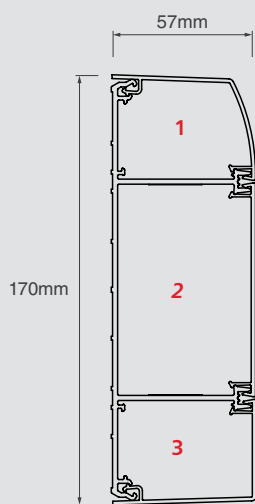
Dado = 1.58 kg/m
Skirting = 1.60 kg/m

Wall Thickness

VP100 = 1.7mm
VP110 = 1.7mm
VP115 = 1.7mm
VP180 = 2.0mm



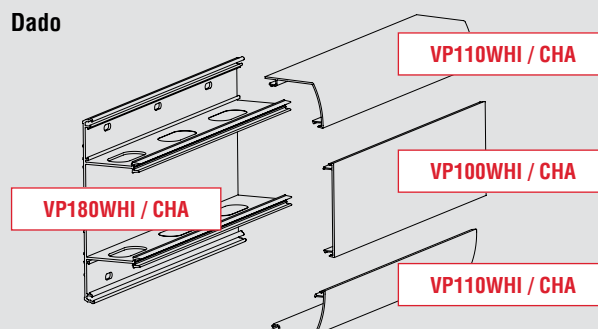
Dado



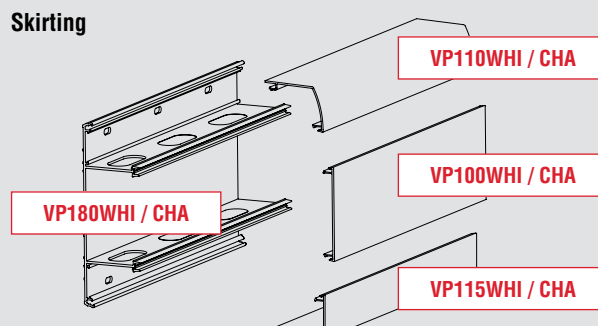
Skirting

Component Selection Guide

Dado



Skirting

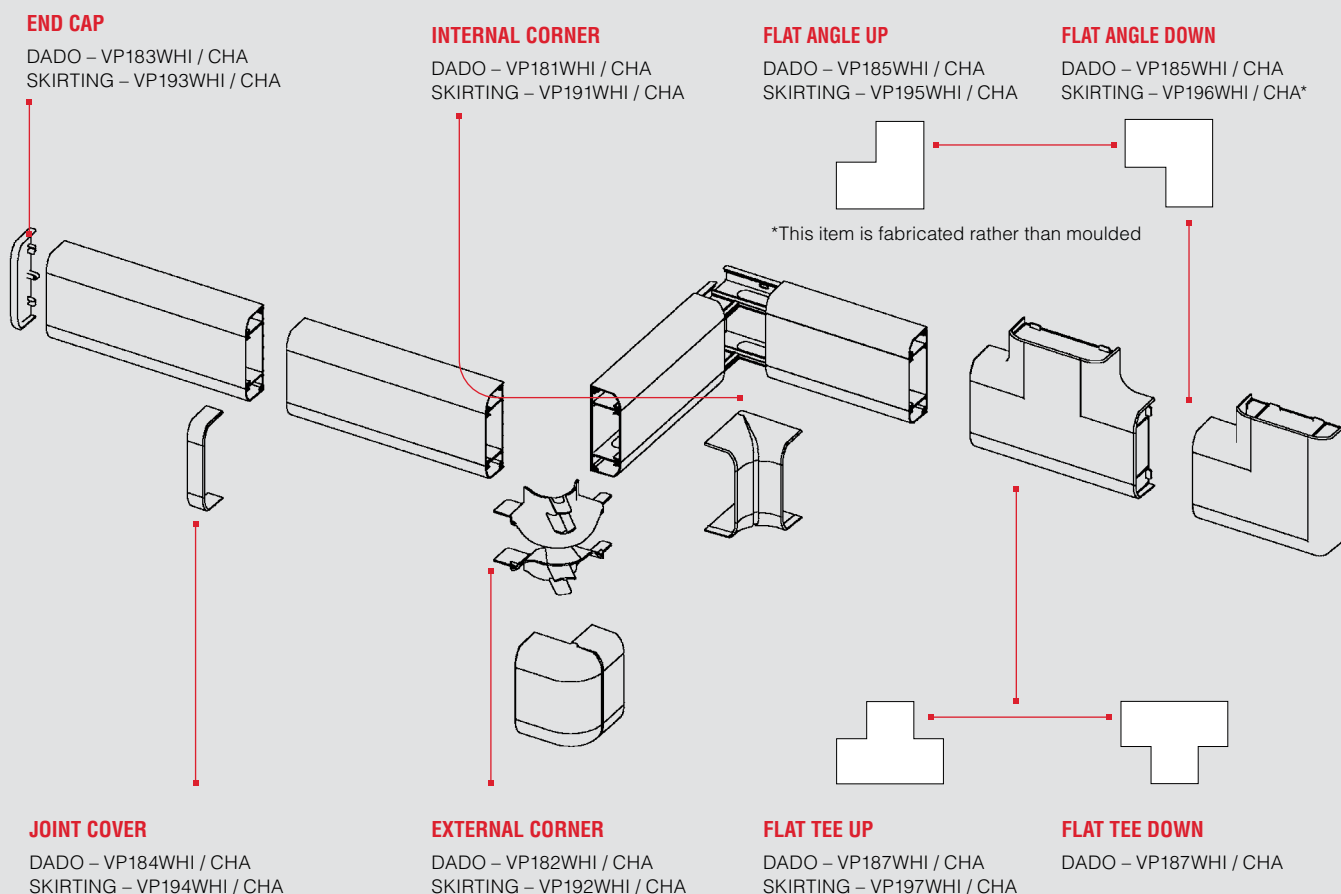


CABLE CAPACITY										
TYPE OF CONDUCTOR	SIZE	CABLE FACTOR	COMPARTMENT 1		COMPARTMENT 2		COMPARTMENT 2 WITH 45MM DEEP BOX		COMPARTMENT 3	
			FULL TERM CSA (MM²)							
			1763		3828		610		1952	
			TERM AT 45% FILL (MM²)							
			793		1722		274		878	
POWER CABLES			NUMBER OF CABLES AT 45% FILL							
PVC stranded	1.5mm²	8.6	92		200		31		102	
	2.5mm²	12.6	62		136		21		69	
	4mm²	16.6	47		103		16		52	
	6mm²	21.2	37		81		12		41	
DATA CABLES			NUMBER OF CABLES AT 45% FILL (A) AND FULL CAPACITY (B)							
			A	B	A	B	A	B	A	B
Cat 5E UTP	5.5mm dia.	30.2	26	58	57	126	9	20	29	64
Cat 5E STP	6.0mm dia.	36.0	22	48	47	106	7	16	24	54
Cat 6 UTP	6.5mm dia.	42.2	18	41	40	90	6	14	20	46
Cat 6 STP	7.0mm dia.	49.0	16	35	35	78	5	12	17	39
Cat6a	8.0mm dia	64.0	12	27	26	59	4	9	13	30
Cat 7	8.0mm dia	64.0	12	27	26	59	4	9	13	30

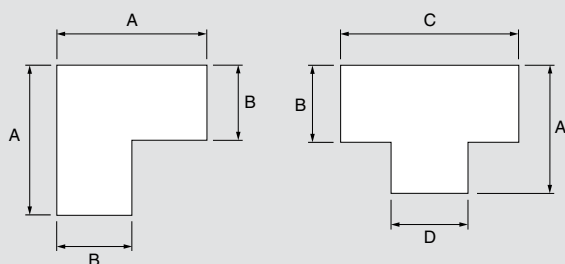
Prestige 3D Technical – Dado & Skirting

Data Trunking System

Component Selection Guide



Flat Angles and Tees



FLAT ANGLES AND TEES DIMENSIONS (MM)

LIST NO	DESCRIPTION	A	B	C	D
VP185WHI / CHA	Flat Angle	218mm	170mm		
VP187WHI / CHA	Flat Tee	202mm	170mm	235mm	170mm
VP195WHI / CHA	Flat Angle Up	218mm	170mm		
VP196WHI / CHA	Flat Angle Down	270mm	170mm		
VP197WHI / CHA	Flat Tee Up	202mm	170mm	235mm	170mm



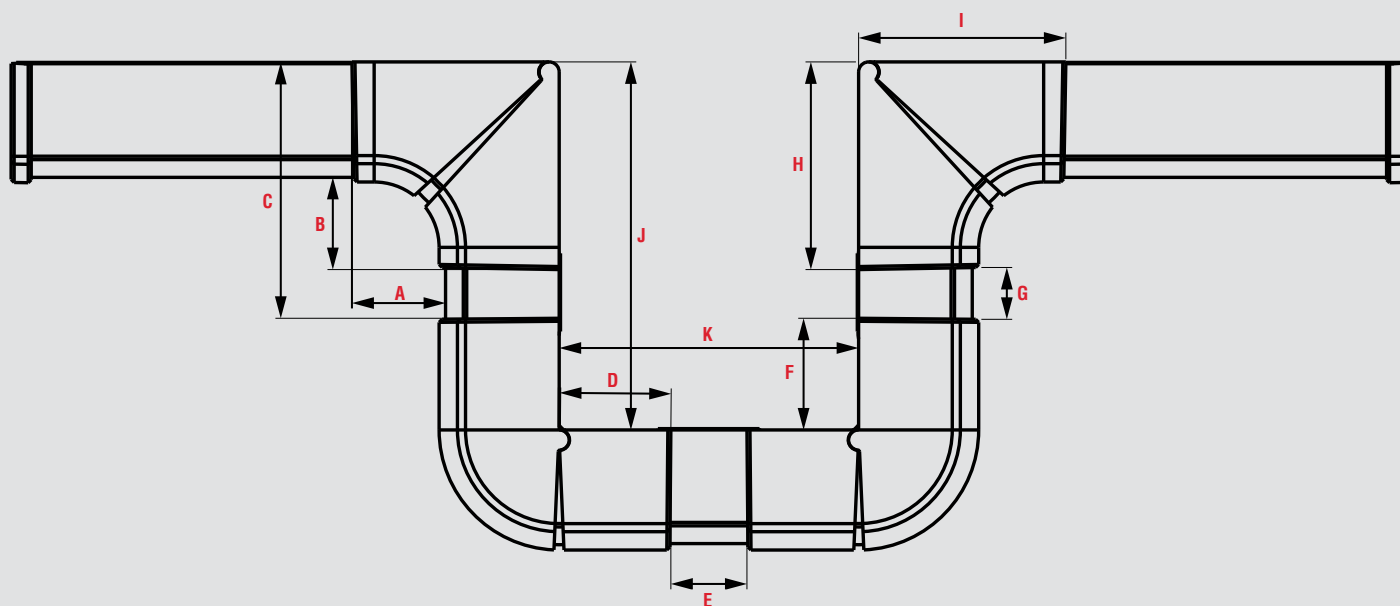
Technical Hotline
+44 (0)1268 563720

Prestige 3D Technical – Dado & Skirting

CABLE MANAGEMENT
PERIMETER AND
DISTRIBUTION

Installing Prestige 3D

Figure shows minimum distance required for installing around corners



MINIMUM DISTANCE BETWEEN CORNERS (MM)										
A	B	C	D	E	F	G	H	I	J	K
47	47	128	56	35	56	24	104	104	184	147

Prestige 3D Technical – Antibac Blue

Prestige 3D Antibac Blue Installation

When planning the installation establish the layout of your system, paying particular attention to:

- **Direction Changes**
- **Feed Positions**
- **Component Spacing**

The carrier components are not treated with the antibacterial additive. As such these must always be fixed onto a surface where they will not be touched once the installation is complete.

During the installation of Prestige 3D Antibac Blue no special treatment of the product is required. There is no need for an installer to wear sterile gloves, use sterile tools or undertake special training.

Once installed, the Prestige 3D Antibac Blue system carries a 10 year guarantee, the same as all MK Cable Management products, giving both the installer and specifier confidence and peace of mind. The unique addition of a fluorescent additive gives further confidence, clearly identifying the product as Prestige 3D Antibac Blue. A bright blue glow under UV light indicates the antibacterial additive is present, a dull purple glow under UV light indicates standard PVCu.


When maintaining the product after installation, no special treatment is required. The antibacterial additive depends on intimate contact between surfaces of the trunking and the user, so any barriers such as dirt or grime will reduce or negate the antibacterial effect. However, the exterior of the trunking can be cleaned very simply using a damp cloth with a mild detergent, which must be thoroughly wiped off. Alternatively the trunking can also be cleaned using Ultraviolet light. Prestige 3D Antibac Blue is not intended to replace standard cleaning regimes. It is an additional protection which can only operate efficiently if the surfaces are kept free of dirt and grime. Before hand-over to the client the entire trunking run must be thoroughly cleaned as described in the product installation guide.

Prestige 3D Antibac Blue product and packaging is recyclable. At the end of its useful life it should be recycled where facilities exist.

The additive used in Prestige 3D Antibac Blue is registered with the Environmental Protection Agency (EPA) and is compliant with the European Biocidal Products Directive (BPD).



Prestige 3D Antibac Blue



Prestige 3D Antibac Blue is easily distinguishable from standard Prestige 3D, it has a different protective film and has a unique patented fluorescence under UV light which glows bright blue.



Technical Hotline
+44 (0)1268 563720

Prestige 3D Technical – Compact

CABLE MANAGEMENT
PERIMETER AND
DISTRIBUTION

Data Trunking System

Standards and Approvals

The Prestige 3D Compact System is manufactured in accordance with the requirements of BS EN 50085-1:2005+A1:2013 and BS EN 50085-2-1:2006+A1:2011 and BS 4662:2006. Copies of test certificates are available upon request. The system complies with all the relevant requirements of BS 7671:2018. MK has been awarded ISO 9002 accreditation.

TECHNICAL SPECIFICATION

CE MARKING

All relevant MK products in this brochure are CE marked, confirmation that they meet the EMC and LV directives.

MANUFACTURE

All trunking components are manufactured from PVCu.

APPEARANCE

Prestige 3D is manufactured in white. The trunking surface can be painted, if required, after installation.

PERFORMANCE

IMPACT

MINIMUM STORAGE TEMPERATURE	-5°C
MINIMUM INSTALLATION TEMPERATURE	-5°C
MAXIMUM APPLICATION TEMPERATURE	+60°C

FIRE PERFORMANCE

The PVCu materials used in the manufacture of MK products are non-flame propagating in accordance with BS EN 50085-1:2005+A1:2013 and BS EN 50085-2-1:2006+A1:2011. Extrusion material has achieved classification 1Y in accordance with BS 476-7. Moulding material has achieved 650°C glow wire rating in accordance with BS EN 60695-2-11:2001.

THERMAL PROPERTIES

Prestige 3D Compact trunking is designed to accommodate local thermal expansion. Fitting instructions explain the procedure required to deal with the differential movement at the interface with the building fabric. Linear Expansion: 4mm over every 3000mm with a temperature rise of 25°C.

CHEMICAL RESISTANCE

The PVCu materials used are non-corrosive and not affected by seawater. It has excellent resistance to mineral acids, alkalis and detergents, good resistance to alcohols, but is liable to attack from solvents such as ketones, aromatics and hydrocarbons. See PVCu Chemical Resistance table on Page 611 for more information.

ELECTRICAL

PRESTIGE 3D TRUNKING IS NON-CONDUCTIVE	
DIELECTRIC STRENGTH	40 kV/mm in DBP 17 kV/mm in tx oil
RESISTIVITY	1014 Ω cm

BIOLOGICAL

Prestige 3D Compact trunking is resistant to vermin and termites.

WORKABILITY

Prestige 3D Compact trunking is lightweight and can readily be cut and drilled to suit installation needs with hand tools.

DURABILITY

Prestige 3D Compact trunking is stable and will maintain its performance characteristics in accordance with the terms and conditions described above.

MAINTENANCE

Clip-on covers with optional screw fix and interchangeable accessories provide continuous accessibility for rewiring, extensions and modifications to an installation. Covers and accessories can be cleaned with water and household detergent. The surface can be decorated with commercial paints if required.* Classifications to BS EN 50085-1:2005+A1:2013 and BS EN 50085-2-1:2006+A1:2011 available on request.



Description

Prestige 3D Compact satisfies the growing data demands in more confined locations. Prestige 3D Compact has a smaller footprint than Prestige Plus and Prestige 3D and is rich in features, offering installation benefits and improved data cable management. The new concept uses the full trunking depth with a sliding open box (frame) principal to ease power and data connections. Prestige 3D Compact trunking is capable of being installed to Cat 5e, 6 and 7 data cable installation requirements, and the depth is more conducive to data accessories.

The centre compartment is intended for accessory mounting only. Power and data cables are to be run in the outer compartments

FEATURES

- Unique 'open box' mounting frames combined with divider knockouts to provide unhindered tool-free cable entry
- Patented Cat 5e, 6 and 7 compliant Data Sweep, with no loss of capacity and without the need for bulbous, protruding corner covers
- Cat 5e, 6 and 7 compliant moulded flexible Internal and External Corners, moulded Flat Angles and Tees
- Divider Knockouts, making wiring easier and faster with no drilling or cutting
- Patented two stage Hinge Lids enables cables to be supported by the trunking cover during installation, and makes retro-installation of additional cables more simple
- Pre-punched bases
- Attractive easy to fit single piece covers for flat angle and flat tee
- Curved outer covers that complement MK Logic Plus accessories
- All extrusions manufactured from 100% recycled material*

* Based on 2014 consumption

For a full range of corresponding products, see pages 305-310 in the product selector.

Prestige 3D Technical – Compact

Data Trunking System

Dimensions (mm)

PROFILES

Compartment CSA mm²

1 = 742

2 = 1431

*(X) = 3035

ASSEMBLY

Dado = 1.20 Kg/m

Extended Dado = 1.35 Kg/m

WALL THICKNESS

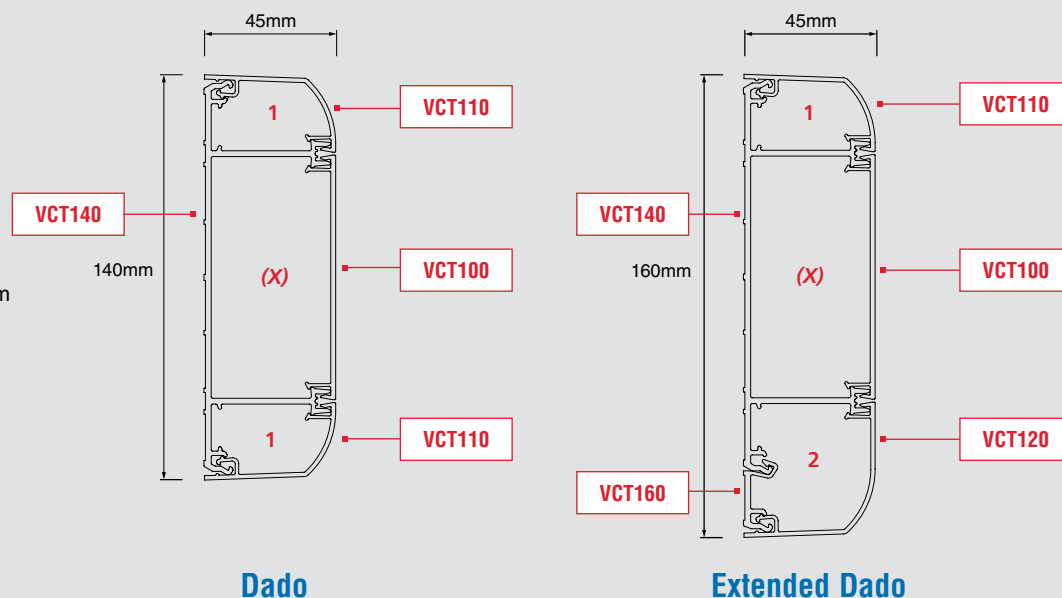
VCT100 = 1.7mm

VCT110 = 1.7mm

VCT120 = 1.7mm

VCT140 = 2.0mm

VCT160 = 2.0mm



CABLE CAPACITY								
TYPE OF CONDUCTOR	SIZE	CABLE FACTOR	COMPARTMENT 1		COMPARTMENT 2		COMPARTMENT (X)	
			FULL TERM CSA (MM²)					
			742		1431		3035	
			TERM AT 45% FILL (MM²)					
			333		643		1365	
POWER CABLES			NUMBER OF CABLES AT 45% FILL					
PVC stranded	1.5mm²	8.6	38		74		158	
	2.5mm²	12.6	26		51		108	
	4mm²	16.6	20		38		82	
	6mm²	21.2	15		30		64	
DATA CABLES			NUMBER OF CABLES AT 45% FILL (A) AND FULL CAPACITY (B)					
			A	B	A	B	A	B
Cat 5E UTP	5.5mm dia.	30.2	11	24	21	47	45	100
Cat 5E STP	6.0mm dia.	36.0	9	20	17	39	37	84
Cat 6 UTP	6.5mm dia.	42.2	7	17	15	33	32	71
Cat 6 STP	7.0mm dia.	49.0	6	15	13	29	27	61
Cat 7	8.0mm dia	64.0	5	11	10	22	21	47

* Compartment (X) dimensions and capacity are given as guide only for instances where trunking is used for cable routing e.g. vertical drops/risers.



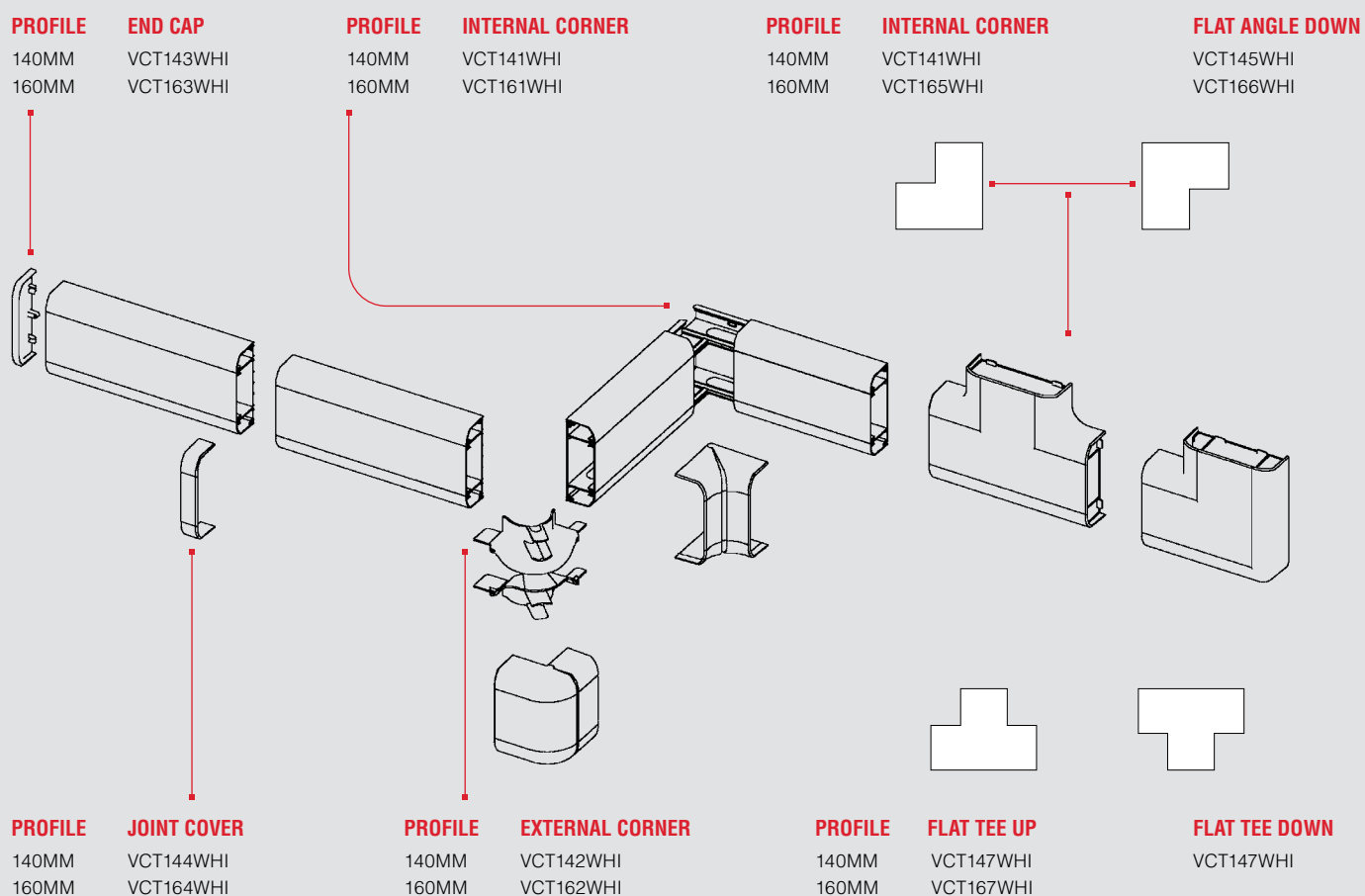
Technical Hotline
+44 (0)1268 563720

Prestige 3D Technical – Compact

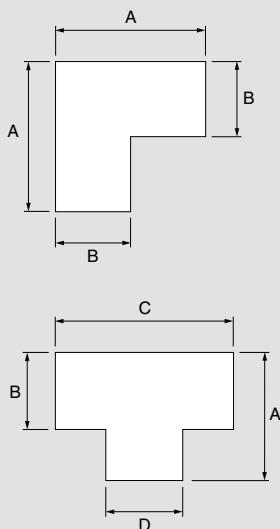
CABLE MANAGEMENT
PERIMETER AND
DISTRIBUTION

Data Trunking System

Component Selection Guide



Flat Angles and Tees



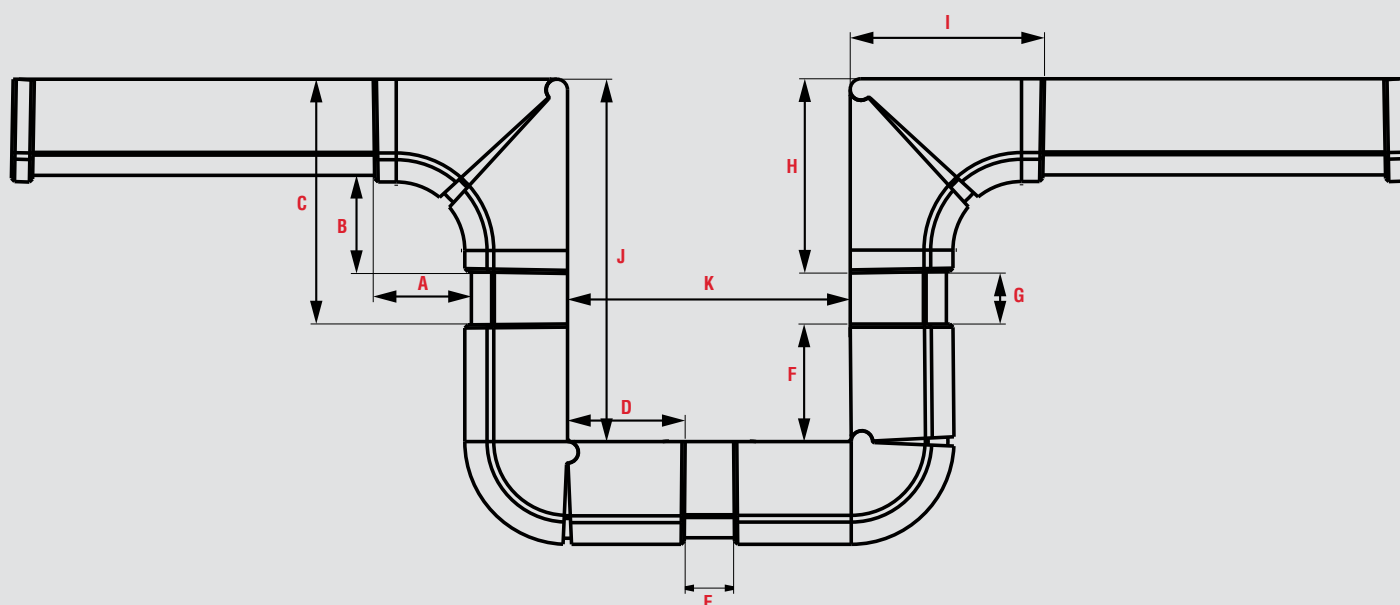
FABRICATED ANGLES AND TEES DIMENSIONS (MM)

LIST NO	DESCRIPTION	A	B	C	D
VCT145WHI	Flat Angle 140 (Dado)	190mm	140mm		
VCT147WHI	Flat Tee 140 (Dado)	200mm	140mm	235mm	140mm
VCT165WHI	Flat Angle – Up 160 (Extended Dado)	215mm	160mm		
VCT166WHI	Flat Angle – Down 160 (Extended Dado)	215mm	160mm		
VCT167WHI	Flat Tee – Up 160 (Extended Dado)	220mm	160mm	235mm	140mm

Prestige 3D Technical – Compact

Installing Prestige 3D Compact

Figure shows minimum distance required for installing around corners



MINIMUM DISTANCE BETWEEN CORNERS (MM)										
A	B	C	D	E	F	G	H	I	J	K
47	47	116	56	35	56	24	92	92	172	147



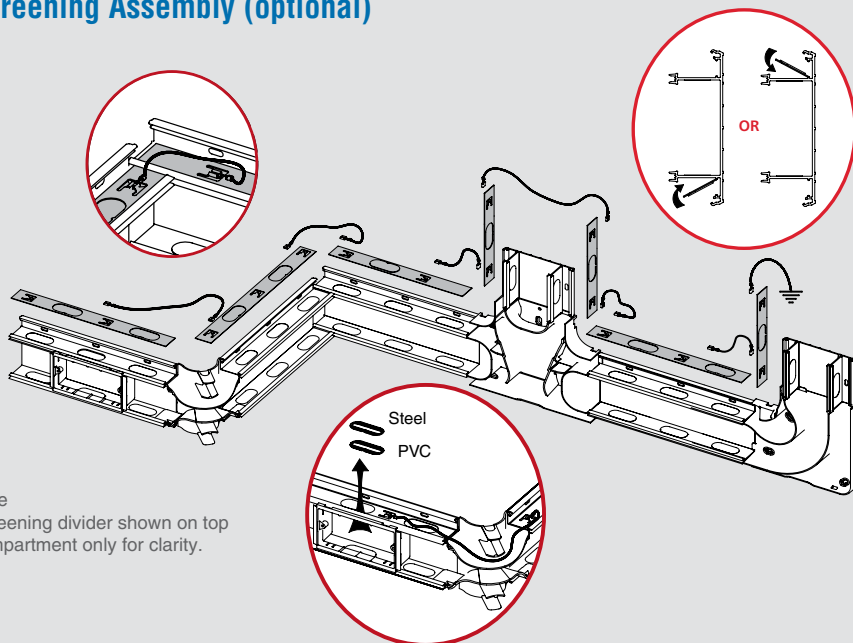
Technical Hotline
+44 (0)1268 563720

Prestige 3D Technical

CABLE MANAGEMENT
PERIMETER AND
DISTRIBUTION

Data Trunking System

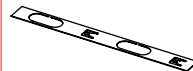
Screening Assembly (optional)



Note
Screening divider shown on top
compartment only for clarity.

PRODUCT IDENTIFICATION

VP30 / VCT30
Screening Divider
1.5m (steel)



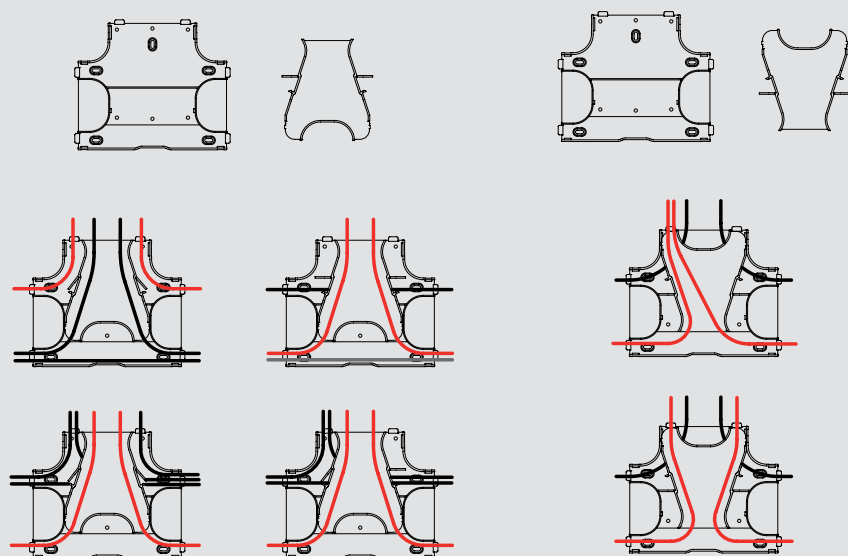
VX31
Screening Cable
300mm



Flat Tee Bridge

The Flat Tee's bridge can be fitted in two positions increasing the versatility of cable runs whilst maintaining the correct separation and Cat 5e, 6 and 7 compatibility.

PRESTIGE COMPACT



PRESTIGE 3D DADO AND SKIRTING

